

Great Waldingfield



Please insert your unique Survey Reference Number written on the front of your paper form. The number does not identify you but ensures that we don't get multiple responses from the same person.



		Response Percent	Response Total
1	Open-Ended Question	100.00%	738
		answered	738
		skipped	0



C1: Which of our present facilities do you use? Which of the following village facilities are important to you?



	Important	Not Important	Response Total
Church	81.3% (519)	18.7% (119)	638
Old School Wood	92.9% (590)	7.1% (45)	635
Village Hall	92.4% (572)	7.6% (47)	619
Bowls and Social Club	65.8% (391)	34.2% (203)	594
Village Green (Green Acre)	80.5% (475)	19.5% (115)	590
Shop	98.5% (651)	1.5% (10)	661
Allotments	78.7% (476)	21.3% (129)	605
Pub	86.8% (540)	13.2% (82)	622
Playing Field (off Badleys Close)	90.5% (562)	9.5% (59)	621
Children's playground on Playing Field	88.0% (537)	12.0% (73)	610
		answered	688
		skipped	50



Matrix Charts



2.1. Church			Response Percent	Response Total
1	Important		81.3%	519
2	Not Important		18.7%	119
			answered	638



2.2. Old School Wood			Response Percent	Response Total
1	Important		92.9%	590
2	Not Important		7.1%	45
			answered	635



2.3. Village Hall			Response Percent	Response Total
1	Important		92.4%	572
2	Not Important		7.6%	47
			answered	619



2.4. Bowls and Social Club			Response Percent	Response Total
1	Important		65.8%	391
2	Not Important		34.2%	203
			answered	594



2.5. Village Green (Green Acre)			Response Percent	Response Total
1	Important		80.5%	475
2	Not Important		19.5%	115
			answered	590

2.6. Shop			Response Percent	Response Total
1	Important		98.5%	651
2	Not Important		1.5%	10
			answered	661

2.7. Allotments			Response Percent	Response Total
1	Important		78.7%	476
2	Not Important		21.3%	129
			answered	605

2.8. Pub			Response Percent	Response Total
1	Important		86.8%	540
2	Not Important		13.2%	82
			answered	622




2.9. Playing Field (off Badleys Close)			Response Percent	Response Total
1	Important		90.5%	562
2	Not Important		9.5%	59
			answered	621




2.10. Children's playground on Playing Field			Response Percent	Response Total
1	Important		88.0%	537
2	Not Important		12.0%	73
			answered	610




C1: Which of our present facilities do you use?How regularly do you use the following village facilities ?




	Regularly	Sometimes	Never	Response Total
Church	5.0% (32)	52.4% (334)	42.5% (271)	637
Old School Wood	32.1% (209)	48.9% (319)	19.0% (124)	652
Village Hall	5.6% (37)	72.3% (476)	22.0% (145)	658
Bowls and Social Club	2.4% (15)	5.8% (36)	91.8% (570)	621
Village Green (Green Acre)	13.3% (80)	40.1% (241)	46.6% (280)	601
Shop	61.6% (422)	36.6% (251)	1.8% (12)	685
Allotments	9.8% (62)	4.9% (31)	85.2% (537)	630
Pub	9.8% (64)	57.7% (376)	32.5% (212)	652
Playing Field (off Badleys Close)	22.0% (141)	35.5% (227)	42.5% (272)	640
Children's playground on Playing Field	18.2% (115)	27.7% (175)	54.1% (342)	632
			answered	712
			skipped	26




Matrix Charts




3.1. Church			Response Percent	Response Total
1	Regularly		5.0%	32
2	Sometimes		52.4%	334
3	Never		42.5%	271
			answered	637




3.2. Old School Wood			Response Percent	Response Total
1	Regularly		32.1%	209
2	Sometimes		48.9%	319
3	Never		19.0%	124
			answered	652




3.3. Village Hall			Response Percent	Response Total
1	Regularly		5.6%	37
2	Sometimes		72.3%	476
3	Never		22.0%	145
			answered	658




3.4. Bowls and Social Club			Response Percent	Response Total
1	Regularly		2.4%	15
2	Sometimes		5.8%	36
3	Never		91.8%	570
			answered	621




3.5. Village Green (Green Acre)			Response Percent	Response Total
1	Regularly		13.3%	80
2	Sometimes		40.1%	241
3	Never		46.6%	280
			answered	601

3.6. Shop			Response Percent	Response Total
1	Regularly		61.6%	422
2	Sometimes		36.6%	251
3	Never		1.8%	12
			answered	685

3.7. Allotments			Response Percent	Response Total
1	Regularly		9.8%	62
2	Sometimes		4.9%	31
3	Never		85.2%	537
			answered	630

3.8. Pub			Response Percent	Response Total
1	Regularly		9.8%	64
2	Sometimes		57.7%	376
3	Never		32.5%	212
			answered	652

3.9. Playing Field (off Badleys Close)			Response Percent	Response Total
1	Regularly		22.0%	141
2	Sometimes		35.5%	227
3	Never		42.5%	272
			answered	640

3.10. Children's playground on Playing Field			Response Percent	Response Total
1	Regularly		18.2%	115
2	Sometimes		27.7%	175
3	Never		54.1%	342
			answered	632










C2: What do we need to improve? If money were available, where would you like to see improvements in the village? Please select a rank for each of the five suggestions 1-5 in order of importance for you, with 1 being the most important. Please add any other ideas you may have in the box at the bottom of the table

Item	Total Score ¹	Overall Rank
Provide footpaths in the village suitable for buggies and wheelchairs	2331	1
Improve the pond next to the school	1950	2
Improve the open space on Folly Road next to Overing Avenue	1710	3
Improve parking at the current village hall	1520	4
Build a new village hall which is easier to get to on foot.	1264	5
¹ Score is a weighted calculation. Items ranked first are valued higher than the following ranks, the score is a sum of all weighted rank counts.	answered	585
	skipped	153

C3: What about other facilities? If money were available, which other facilities would you like to see in the village? Please choose up to 5 by clicking on circles

	Click a maximum of 5	Response Total
A meeting place with kitchen facilities	100.0% (202)	202
A fitness trail around the village	100.0% (357)	357
An outdoor gym	100.0% (232)	232
A skate ramp (for 10-year olds and above)	100.0% (221)	221
Signposted running route around the village	100.0% (247)	247
Multi Use Games Area	100.0% (303)	303
Outdoor barbecue and picnic tables	100.0% (233)	233
Outdoor table tennis table	100.0% (129)	129
Additional benches around the village	100.0% (508)	508
	answered	678
	skipped	60



Matrix Charts



5.1. A meeting place with kitchen facilities			Response Percent	Response Total
1	Click a maximum of 5		100.0%	202
			answered	202
5.2. A fitness trail around the village			Response Percent	Response Total
1	Click a maximum of 5		100.0%	357
			answered	357
5.3. An outdoor gym			Response Percent	Response Total
1	Click a maximum of 5		100.0%	232
			answered	232
5.4. A skate ramp (for 10-year olds and above)			Response Percent	Response Total
1	Click a maximum of 5		100.0%	221
			answered	221
5.5. Signposted running route around the village			Response Percent	Response Total
1	Click a maximum of 5		100.0%	247
			answered	247
5.6. Multi Use Games Area			Response Percent	Response Total
1	Click a maximum of 5		100.0%	303
			answered	303
5.7. Outdoor barbecue and picnic tables			Response Percent	Response Total
1	Click a maximum of 5		100.0%	233
			answered	233
5.8. Outdoor table tennis table			Response Percent	Response Total
1	Click a maximum of 5		100.0%	129
			answered	129
5.9. Additional benches around the village			Response Percent	Response Total
1	Click a maximum of 5		100.0%	508
			answered	508



C4: What about new events at the Village Hall? Would you be interested in attending any of the following events at the village hall? Please choose by clicking circles



	Yes	No	Response Total
Film nights	67.0% (426)	33.0% (210)	636
Music nights	66.1% (412)	33.9% (211)	623
Coffee mornings	45.1% (264)	54.9% (322)	586
Farmers market	86.6% (581)	13.4% (90)	671
			answered
			714
			skipped
			24

Matrix Charts

6.1. Film nights			Response Percent	Response Total
1	Yes		67.0%	426
2	No		33.0%	210
			answered	636

6.2. Music nights			Response Percent	Response Total
1	Yes		66.1%	412
2	No		33.9%	211
			answered	623

6.3. Coffee mornings			Response Percent	Response Total
1	Yes		45.1%	264
2	No		54.9%	322
			answered	586

6.4. Farmers market			Response Percent	Response Total
1	Yes		86.6%	581
2	No		13.4%	90
			answered	671

N1: Keep Great Waldingfield green? How important is it to protect the following? Please click one circle per row.

	Essential	Important	Not Important	Response Total
The separation between us and neighbouring settlements	59.5% (423)	28.7% (204)	11.8% (84)	711
The views into and out of the village	53.6% (378)	40.6% (286)	5.8% (41)	705
The variety of wildlife/ biodiversity	69.8% (494)	28.2% (200)	2.0% (14)	708
Our mature trees	70.4% (500)	27.9% (198)	1.7% (12)	710
Our community woodland	71.2% (508)	26.2% (187)	2.5% (18)	713
Our current public footpath network	70.6% (497)	27.6% (194)	1.8% (13)	704
Our hedgerows	63.6% (450)	33.8% (239)	2.5% (18)	707
Our dark skies	49.6% (325)	39.8% (261)	10.5% (69)	655
The pond next to the school	42.0% (296)	48.7% (343)	9.2% (65)	704
			answered	734
			skipped	4

Matrix Charts

7.1. The separation between us and neighbouring settlements			Response Percent	Response Total
1	Essential		59.5%	423
2	Important		28.7%	204
3	Not Important		11.8%	84
			answered	711
7.2. The views into and out of the village			Response Percent	Response Total
1	Essential		53.6%	378
2	Important		40.6%	286
3	Not Important		5.8%	41
			answered	705
7.3. The variety of wildlife/ biodiversity			Response Percent	Response Total
1	Essential		69.8%	494
2	Important		28.2%	200
3	Not Important		2.0%	14
			answered	708
7.4. Our mature trees			Response Percent	Response Total
1	Essential		70.4%	500
2	Important		27.9%	198
3	Not Important		1.7%	12
			answered	710
7.5. Our community woodland			Response Percent	Response Total
1	Essential		71.2%	508
2	Important		26.2%	187
3	Not Important		2.5%	18
			answered	713
7.6. Our current public footpath network			Response Percent	Response Total
1	Essential		70.6%	497
2	Important		27.6%	194
3	Not Important		1.8%	13
			answered	704
7.7. Our hedgerows			Response Percent	Response Total
1	Essential		63.6%	450

7.1. The separation between us and neighbouring settlements			Response Percent	Response Total
2	Important		33.8%	239
3	Not Important		2.5%	18
			answered	707

7.8. Our dark skies			Response Percent	Response Total
1	Essential		49.6%	325
2	Important		39.8%	261
3	Not Important		10.5%	69
			answered	655

7.9. The pond next to the school			Response Percent	Response Total
1	Essential		42.0%	296
2	Important		48.7%	343
3	Not Important		9.2%	65
			answered	704




N2: Any improvements needed? What do you think of the following ideas? Please click one circle per row.




	Great idea	Good idea	Poor idea	Response Total
Linking up current footpaths to make circular walks	60.8% (432)	36.1% (257)	3.1% (22)	711
Planting wildflowers in our verges/green spaces	56.1% (397)	36.6% (259)	7.3% (52)	708
Creating wildlife corridors throughout the village/creating links between our main wildlife areas	55.1% (380)	39.7% (274)	5.2% (36)	690
Installing an accessible permanent wildlife trail around the village including information boards	51.7% (360)	40.9% (285)	7.3% (51)	696
			answered	725
			skipped	13




Matrix Charts



8.1. Linking up current footpaths to make circular walks			Response Percent	Response Total
1	Great idea		60.8%	432
2	Good idea		36.1%	257
3	Poor idea		3.1%	22

8.1. Linking up current footpaths to make circular walks			Response Percent	Response Total
			answered	711

8.2. Planting wildflowers in our verges/green spaces			Response Percent	Response Total
1	Great idea		56.1%	397
2	Good idea		36.6%	259
3	Poor idea		7.3%	52
			answered	708

8.3. Creating wildlife corridors throughout the village/creating links between our main wildlife areas			Response Percent	Response Total
1	Great idea		55.1%	380
2	Good idea		39.7%	274
3	Poor idea		5.2%	36
			answered	690

8.4. Installing an accessible permanent wildlife trail around the village including information boards			Response Percent	Response Total
1	Great idea		51.7%	360
2	Good idea		40.9%	285
3	Poor idea		7.3%	51
			answered	696

N3: Could you do your bit? Would you like to take part in a village scheme to improve wildlife in our gardens? Please answer Yes or No:				
			Response Percent	Response Total
1	Yes		64.85%	428
2	No		35.15%	232
			answered	660
			skipped	78



N3 Continued If you answered "YES" above would you be willing to: Please click one circle per row

	Yes	No	Already do this	Response Total
Install a bird box (e.g. for swifts)	41.5% (210)	9.7% (49)	48.8% (247)	506
Install a bird feeder	21.2% (112)	8.5% (45)	70.3% (371)	528
Reduce your use of garden chemicals	23.2% (122)	4.9% (26)	71.9% (378)	526
Have a hedgehog cafe	57.1% (280)	25.3% (124)	17.6% (86)	490
Have a small pond	17.8% (88)	53.1% (263)	29.1% (144)	495
Leave an area of your garden wild	23.0% (115)	29.1% (145)	47.9% (239)	499
			answered	553
			skipped	185

Matrix Charts

10.1. Install a bird box (e.g. for swifts)			Response Percent	Response Total
1	Yes		41.5%	210
2	No		9.7%	49
3	Already do this		48.8%	247
			answered	506
10.2. Install a bird feeder			Response Percent	Response Total
1	Yes		21.2%	112
2	No		8.5%	45
3	Already do this		70.3%	371
			answered	528
10.3. Reduce your use of garden chemicals			Response Percent	Response Total
1	Yes		23.2%	122
2	No		4.9%	26
3	Already do this		71.9%	378
			answered	526
10.4. Have a hedgehog cafe			Response Percent	Response Total
1	Yes		57.1%	280
2	No		25.3%	124
3	Already do this		17.6%	86
			answered	490
10.5. Have a small pond			Response Percent	Response Total
1	Yes		17.8%	88
2	No		53.1%	263
3	Already do this		29.1%	144
			answered	495
10.6. Leave an area of your garden wild			Response Percent	Response Total
1	Yes		23.0%	115
2	No		29.1%	145
3	Already do this		47.9%	239
			answered	499






















N4: What about new types of energy? Are you interested in alternative energy for the community?

			Response Percent	Response Total
1	Yes		75.74%	509
2	No		24.26%	163
			answered	672
			skipped	66

N5: How about new developments? Should new developments include the following? Please click one circle per row

	Great idea	Good idea	Poor idea	Response Total
Trees that will grow tall enough to hide the roofs	42.2% (297)	40.8% (287)	16.9% (119)	703
Wildflower verges alongside roads	54.5% (385)	37.5% (265)	7.9% (56)	706
Lighting designed to avoid disturbing wildlife	54.6% (383)	39.0% (274)	6.4% (45)	702
Features built into houses that encourage wildlife eg bird boxes, bat roosts etc	40.7% (283)	38.1% (265)	21.2% (147)	695
Renewable energy and water efficiency	64.6% (454)	32.3% (227)	3.1% (22)	703
Features and corridors to help wildlife e.g. hedgehogs	53.1% (374)	42.6% (300)	4.3% (30)	704
Buffer (10m green gap) between new development and open countryside	71.4% (502)	25.6% (180)	3.0% (21)	703
			answered	725
			skipped	13

Matrix Charts

12.1. Trees that will grow tall enough to hide the roofs			Percent	Total
1	Great idea		42.2%	297
2	Good idea		40.8%	287
3	Poor idea		16.9%	119
			answered	703
12.2. Wildflower verges alongside roads			Percent	Total
1	Great idea		54.5%	385
2	Good idea		37.5%	265
3	Poor idea		7.9%	56
			answered	706
12.3. Lighting designed to avoid disturbing wildlife			Percent	Total
1	Great idea		54.6%	383
2	Good idea		39.0%	274
3	Poor idea		6.4%	45
			answered	702
12.4. Features built into houses that encourage wildlife eg bird boxes, bat roosts etc			Percent	Total
1	Great idea		40.7%	283
2	Good idea		38.1%	265
3	Poor idea		21.2%	147
			answered	695
12.5. Renewable energy and water efficiency			Percent	Total
1	Great idea		64.6%	454
2	Good idea		32.3%	227
3	Poor idea		3.1%	22
			answered	703
12.6. Features and corridors to help wildlife e.g. hedgehogs			Percent	Total
1	Great idea		53.1%	374
2	Good idea		42.6%	300
3	Poor idea		4.3%	30
			answered	704
12.7. Buffer (10m green gap) between new development and open countryside			Percent	Total
1	Great idea		71.4%	502
2	Good idea		25.6%	180
3	Poor idea		3.0%	21
			answered	703

N6: Protect our Local Green Spaces? The Local Green Space designation should only be used where the green space is:

- a. in reasonably close proximity to the community it serves;**
- b. demonstrably special to a local community and holds a particular local significance, for example because of its beauty, historic significance, recreational value (including as a playing field), tranquillity or richness of its wildlife;**
- c. and local in character and is not an extensive tract of land.**

Which of the following should be designated as Local Green Spaces? Please click one circle per line

	Yes	No	Response Total
The playing field next to the school	91.2% (644)	8.8% (62)	706
Green Acre (opposite the village shop)	89.9% (642)	10.1% (72)	714
Open space off Folly Road next to Cromwell Fields	89.4% (615)	10.6% (73)	688
The Old School Wood & its meadow	97.6% (695)	2.4% (17)	712
			answered
			730
			skipped
			8
















Matrix Charts

13.1. The playing field next to the school			Percent	Total
1	Yes		91.2%	644
2	No		8.8%	62
			answered	706
13.2. Green Acre (opposite the village shop)			Percent	Total
1	Yes		89.9%	642
2	No		10.1%	72
			answered	714
13.3. Open space off Folly Road next to Cromwell Fields			Percent	Total
1	Yes		89.4%	615
2	No		10.6%	73
			answered	688
13.4. The Old School Wood & its meadow			Response Percent	Response Total
1	Yes		97.6%	695
2	No		2.4%	17
			answered	712




HE1: What about our history? How important do you think it is to protect the following and the spaces around them? Please click one circle per row

	Essential	Important	Not necessary	Response Total
Conservation Area around the Church	70.8% (510)	27.6% (199)	1.5% (11)	720
Garrison Lane	36.2% (249)	51.5% (354)	12.2% (84)	687
Upsher Green	43.0% (300)	48.6% (339)	8.3% (58)	697
Ardley House and the Crinkle Crankle Wall	43.1% (297)	49.2% (339)	7.7% (53)	689
Historic cottages behind the Main Road	45.5% (317)	47.5% (331)	7.0% (49)	697
			answered	727
			skipped	11

Matrix Charts

14.1. Conservation Area around the Church			Percent	Total
1	Essential		70.8%	510
2	Important		27.6%	199
3	Not necessary		1.5%	11
			answered	720
14.2. Garrison Lane			Percent	Total
1	Essential		36.2%	249
2	Important		51.5%	354
3	Not necessary		12.2%	84
			answered	687
14.3. Upsher Green			Percent	Total
1	Essential		43.0%	300
2	Important		48.6%	339
3	Not necessary		8.3%	58
			answered	697
14.4. Ardley House and the Crinkle Crankle Wall			Percent	Total
1	Essential		43.1%	297
2	Important		49.2%	339
3	Not necessary		7.7%	53
			answered	689
14.5. Historic cottages behind the Main Road			Percent	Total
1	Essential		45.5%	317
2	Important		47.5%	331
3	Not necessary		7.0%	49
			answered	697






















**H1: Additional housing? Over 100 houses have been built in Great Waldingfield in the last fifteen years. How many homes should be built in the village in the next fifteen?
Please click your choice**

			Response Percent	Response Total
1	0 - 10		41.91%	303
2	11 - 20		36.24%	262
3	More than 20		21.85%	158
			answered	723
			skipped	15

H2: What should it look like? How important are the following for the design of any new development? Please click one circle per row

	Essential	Important	Not necessary	Response Total
A mix of different styles and size of homes	46.8% (333)	44.3% (315)	8.9% (63)	711
No houses higher than 2 storeys	66.4% (477)	22.4% (161)	11.1% (80)	718
Houses should be eco-friendly	51.7% (371)	41.7% (299)	6.6% (47)	717
Green areas on each road (either verges or open space)	64.0% (459)	32.4% (232)	3.6% (26)	717
Open space area for new large trees to provide shade and clean air	65.9% (469)	30.9% (220)	3.2% (23)	712
Green buffer zone between existing development and new development (footpath/hedges/running track)	66.3% (475)	29.6% (212)	4.1% (29)	716
Houses grouped round green open spaces	41.0% (291)	45.2% (321)	13.8% (98)	710
			answered	727
			skipped	11
















Matrix Charts

16.1. A mix of different styles and size of homes			Percent	Total
1	Essential		46.8%	333
2	Important		44.3%	315
3	Not necessary		8.9%	63
			answered	711
16.2. No houses higher than 2 storeys			Percent	Total
1	Essential		66.4%	477
2	Important		22.4%	161
3	Not necessary		11.1%	80
			answered	718
16.3. Houses should be eco-friendly			Percent	Total
1	Essential		51.7%	371
2	Important		41.7%	299
3	Not necessary		6.6%	47
			answered	717
16.4. Green areas on each road (either verges or open space)			Percent	Total
1	Essential		64.0%	459
2	Important		32.4%	232
3	Not necessary		3.6%	26
			answered	717
16.5. Open space area for new large trees to provide shade and clean air			Percent	Total
1	Essential		65.9%	469
2	Important		30.9%	220
3	Not necessary		3.2%	23
			answered	712
16.6. Green buffer zone between existing development and new development (footpath/hedges/running track)			Percent	Total
1	Essential		66.3%	475
2	Important		29.6%	212
3	Not necessary		4.1%	29
			answered	716
16.7. Houses grouped round green open spaces			Percent	Total
1	Essential		41.0%	291
2	Important		45.2%	321
3	Not necessary		13.8%	98
			answered	710



H3: What's important? What should all new houses have? Please click one circle per row

	Essential	Important	Not necessary	Response Total
Brick chimneys	9.9% (69)	29.0% (203)	61.1% (428)	700
Porches	11.2% (77)	40.9% (282)	48.0% (331)	690
Garages suitable for present day vehicle size	50.6% (362)	35.1% (251)	14.3% (102)	715
A variety of garden sizes	31.6% (223)	61.6% (434)	6.8% (48)	705
A garden with a flowerbed for plants and wildlife	41.4% (290)	49.1% (344)	9.6% (67)	701
			answered	721
			skipped	17



Matrix Charts

17.1. Brick chimneys			Response Percent	Response Total
1	Essential		9.9%	69
2	Important		29.0%	203
3	Not necessary		61.1%	428
			answered	700
17.2. Porches			Response Percent	Response Total
1	Essential		11.2%	77
2	Important		40.9%	282
3	Not necessary		48.0%	331
			answered	690
17.3. Garages suitable for present day vehicle size			Response Percent	Response Total
1	Essential		50.6%	362
2	Important		35.1%	251
3	Not necessary		14.3%	102
			answered	715
17.4. A variety of garden sizes			Response Percent	Response Total
1	Essential		31.6%	223
2	Important		61.6%	434
3	Not necessary		6.8%	48
			answered	705
17.5. A garden with a flowerbed for plants and wildlife			Response Percent	Response Total
1	Essential		41.4%	290
2	Important		49.1%	344
3	Not necessary		9.6%	67
			answered	701



Would you prefer curved roads or straight roads in new development?

			Response Percent	Response Total
1	Curved roads		85.21%	576
2	Straight roads		14.79%	100
			answered	676
			skipped	62



Would you prefer cul-de-sacs or through roads in new development?

			Response Percent	Response Total
1	Cul-de-sacs		81.23%	554
2	Through roads		18.77%	128
			answered	682
			skipped	56



Would you prefer front gardens or parking spaces in new development?

			Response Percent	Response Total
1	Front gardens		44.61%	306
2	Parking spaces		55.39%	380
			answered	686
			skipped	52

Would you prefer wide roads or narrow roads in new development?

			Response Percent	Response Total
1	Wide roads (but this might lead to speeding)		58.55%	387
2	Narrow roads (which may reduce parking spaces)		41.45%	274
			answered	661
			skipped	77



















Should a development have its own character or fit in with local character?

			Response Percent	Response Total
1	It should have its own character		18.68%	130
2	It should fit in with local character		81.32%	566
			answered	696
			skipped	42



H5: What about car problems in new developments? When thinking about car use, how important are the following? Please click one circle per row

	Essential	Important	Not necessary	Response Total
Lay-bys for visitor parking	51.9% (367)	41.3% (292)	6.8% (48)	707
At least two off-road parking spaces next to each house	61.7% (435)	30.4% (214)	7.9% (56)	705
Additional parking areas for residents	38.2% (268)	51.1% (358)	10.7% (75)	701
Electric car charging points at each house	19.2% (133)	47.6% (330)	33.2% (230)	693
Cycle path connections into the village	37.9% (268)	50.7% (359)	11.4% (81)	708
Cycle storage areas within the development	14.9% (101)	39.7% (270)	45.4% (309)	680
			answered	720
			skipped	18

Matrix Charts

23.1. Lay-bys for visitor parking			Response Percent	Response Total
1	Essential		51.9%	367
2	Important		41.3%	292
3	Not necessary		6.8%	48
			answered	707
23.2. At least two off-road parking spaces next to each house			Response Percent	Response Total
1	Essential		61.7%	435
2	Important		30.4%	214
3	Not necessary		7.9%	56
			answered	705
23.3. Additional parking areas for residents			Response Percent	Response Total
1	Essential		38.2%	268
2	Important		51.1%	358
3	Not necessary		10.7%	75
			answered	701
23.4. Electric car charging points at each house			Response Percent	Response Total
1	Essential		19.2%	133
2	Important		47.6%	330
3	Not necessary		33.2%	230
			answered	693
23.5. Cycle path connections into the village			Response Percent	Response Total
1	Essential		37.9%	268
2	Important		50.7%	359
3	Not necessary		11.4%	81
			answered	708
23.6. Cycle storage areas within the development			Response Percent	Response Total
1	Essential		14.9%	101
2	Important		39.7%	270
3	Not necessary		45.4%	309
			answered	680



















H6: Who should the new homes be for? Would you be in favour of having a small development in the village to meet the needs of local people who can't afford to buy a house here? Please click Yes or No







			Response Percent	Response Total
1	Yes		77.57%	543
2	No		22.43%	157
			answered	700
			skipped	38

T1: Road safety? How important is it to find solutions to the following? We have already received a number of suggestions to resolve these issues and intend holding a meeting when these can be discussed. Please click one circle per row

	Essential	Important	Not necessary	Response Total
Morning and afternoon parking at the school	55.1% (386)	36.6% (256)	8.3% (58)	700
Parking at the shop	51.2% (366)	42.4% (303)	6.4% (46)	715
Parking for the Church	23.1% (161)	57.9% (404)	19.1% (133)	698
Parking on pavements	41.6% (291)	24.2% (169)	34.2% (239)	699
Speeding on the main road, B1115	69.3% (491)	22.6% (160)	8.2% (58)	709
Speeding on Bantocks Road	65.7% (467)	27.0% (192)	7.3% (52)	711
Speeding on Valley Road	64.2% (458)	25.5% (182)	10.2% (73)	713
The difficult junction at Heath Estate / Ten Tree Road / B1115	62.7% (438)	28.3% (198)	9.0% (63)	699
			answered	730
			skipped	8

Matrix Charts

25.1. Morning and afternoon parking at the school			Response Percent	Response Total
1	Essential		55.1%	386
2	Important		36.6%	256
3	Not necessary		8.3%	58
			answered	700
25.2. Parking at the shop			Response Percent	Response Total
1	Essential		51.2%	366
2	Important		42.4%	303
3	Not necessary		6.4%	46
			answered	715
25.3. Parking for the Church			Response Percent	Response Total
1	Essential		23.1%	161
2	Important		57.9%	404
3	Not necessary		19.1%	133
			answered	698
25.4. Parking on pavements			Response Percent	Response Total
1	Essential		41.6%	291
2	Important		24.2%	169
3	Not necessary		34.2%	239
			answered	699
25.5. Speeding on the main road, B1115			Response Percent	Response Total
1	Essential		69.3%	491
2	Important		22.6%	160
3	Not necessary		8.2%	58
			answered	709
25.6. Speeding on Bantocks Road			Response Percent	Response Total
1	Essential		65.7%	467
2	Important		27.0%	192
3	Not necessary		7.3%	52
			answered	711

25.7. Speeding on Valley Road			Response Percent	Response Total
1	Essential		64.2%	458
2	Important		25.5%	182
3	Not necessary		10.2%	73
			answered	713
25.8. The difficult junction at Heath Estate / Ten Tree Road / B1115			Response Percent	Response Total
1	Essential		62.7%	438
2	Important		28.3%	198
3	Not necessary		9.0%	63
			answered	699

T2: Walking in the countryside? Would the following help everyone to access the countryside more easily? Please click on one circle per row				
	Yes	No	No opinion	Response Total
Keeping footpaths clear and tidy	97.8% (712)	1.0% (7)	1.2% (9)	728
Signposted footpath walks	91.2% (654)	4.3% (31)	4.5% (32)	717
Map of footpaths. In paper copy & on village website	83.3% (589)	5.2% (37)	11.5% (81)	707
New footpaths linking GW to neighbouring villages	83.4% (591)	6.8% (48)	9.9% (70)	709
			answered	729
			skipped	9






Matrix Charts

26.1. Keeping footpaths clear and tidy			Response Percent	Response Total
1	Yes		97.8%	712
2	No		1.0%	7
3	No opinion		1.2%	9
			answered	728
26.2. Signposted footpath walks			Response Percent	Response Total
1	Yes		91.2%	654
2	No		4.3%	31
3	No opinion		4.5%	32
			answered	717
26.3. Map of footpaths. In paper copy & on village website			Response Percent	Response Total
1	Yes		83.3%	589
2	No		5.2%	37
3	No opinion		11.5%	81
			answered	707
26.4. New footpaths linking GW to neighbouring villages			Response Percent	Response Total
1	Yes		83.4%	591
2	No		6.8%	48
3	No opinion		9.9%	70
			answered	709

T3: For those who are disabled or have restricted mobility: What improvements would you like to see in the village?

		Response Percent	Response Total
1	Open-Ended Question	100.00%	196
		answered	196
		skipped	542
















T4: What about buses? How often do you use the bus service?

			Response Percent	Response Total
1	DAILY		3.05%	22
2	WEEKLY		6.93%	50
3	MONTHLY		6.93%	50
4	LESS OFTEN		21.05%	152
5	NEVER		62.05%	448
			answered	722
			skipped	16

T5: Would any of the following encourage you to use the bus services? Please click on one circle per row.

	Yes	No	No opinion	Response Total
Sunday buses	20.1% (131)	44.5% (290)	35.4% (231)	652
Late buses	26.9% (177)	41.1% (271)	32.0% (211)	659
More frequent buses	39.0% (263)	33.3% (225)	27.7% (187)	675
Information on website about routes, times and bus stops	47.9% (323)	28.3% (191)	23.9% (161)	675
More prominent information in the village	45.5% (308)	29.4% (199)	25.1% (170)	677
			answered	704
			skipped	34

Matrix Charts

29.1. Sunday buses			Response Percent	Response Total
1	Yes		20.1%	131
2	No		44.5%	290
3	No opinion		35.4%	231
			answered	652
29.2. Late buses			Response Percent	Response Total
1	Yes		26.9%	177
2	No		41.1%	271
3	No opinion		32.0%	211
			answered	659
29.3. More frequent buses			Response Percent	Response Total
1	Yes		39.0%	263
2	No		33.3%	225
3	No opinion		27.7%	187
			answered	675
29.4. Information on website about routes, times and bus stops			Response Percent	Response Total
1	Yes		47.9%	323
2	No		28.3%	191
3	No opinion		23.9%	161
			answered	675
29.5. More prominent information in the village			Response Percent	Response Total
1	Yes		45.5%	308
2	No		29.4%	199
3	No opinion		25.1%	170
			answered	677

E1: What about employment in the village? Please click on one circle per row.

	Yes	No	Response Total
Do you work from home?	18.6% (123)	81.4% (539)	662
Do you run a business from home?	10.6% (70)	89.4% (589)	659
			answered
			665
			skipped
			73
















Matrix Charts

30.1. Do you work from home?			Response Percent	Response Total
1	Yes		18.6%	123
2	No		81.4%	539
			answered	662
30.2. Do you run a business from home?			Response Percent	Response Total
1	Yes		10.6%	70
2	No		89.4%	589
			answered	659





E2: If yes, which of the following would support you to work from home or start up a new business? Please click one circle per row

	Yes	No	No opinion	Response Total
More opportunities for advertising	26.2% (53)	24.3% (49)	49.5% (100)	202
Other activities to promote your business	23.2% (47)	23.2% (47)	53.7% (109)	203
Faster broadband	71.9% (159)	6.8% (15)	21.3% (47)	221
Better mobile coverage	63.1% (135)	8.9% (19)	28.0% (60)	214
Meeting rooms within the village	17.0% (35)	31.6% (65)	51.5% (106)	206
			answered	228
			skipped	510








Matrix Charts

31.1. More opportunities for advertising			Response Percent	Response Total
1	Yes		26.2%	53
2	No		24.3%	49
3	No opinion		49.5%	100
			answered	202
31.2. Other activities to promote your business			Response Percent	Response Total
1	Yes		23.2%	47
2	No		23.2%	47
3	No opinion		53.7%	109
			answered	203
31.3. Faster broadband			Response Percent	Response Total
1	Yes		71.9%	159
2	No		6.8%	15
3	No opinion		21.3%	47
			answered	221
31.4. Better mobile coverage			Response Percent	Response Total
1	Yes		63.1%	135
2	No		8.9%	19
3	No opinion		28.0%	60
			answered	214
31.5. Meeting rooms within the village			Response Percent	Response Total
1	Yes		17.0%	35
2	No		31.6%	65
3	No opinion		51.5%	106
			answered	206







G1: What is your gender?

			Response Percent	Response Total
1	Male		40.97%	295
2	Female		55.97%	403
3	Non-binary/3rd gender		0.00%	0
4	Other		0.14%	1
5	I prefer not to say		2.92%	21
			answered	720
			skipped	18

G2: What age group are you?

			Response Percent	Response Total
1	0 – 9		0.14%	1
2	10 – 17		0.14%	1
3	18 – 29		4.85%	35
4	30 – 49		21.50%	155
5	50 – 74		50.35%	363
6	75 and over		19.42%	140
7	I prefer not to say		3.61%	26
			answered	721
			skipped	17

G3: How would you describe your ethnicity?

			Response Percent	Response Total
1	Asian or Asian British		0.42%	3
2	Black or Black British		0.14%	1
3	Mixed		0.70%	5
4	White		93.84%	670
5	Other		0.56%	4
6	I prefer not to say		4.34%	31
			answered	714
			skipped	24

G4: OPTIONAL: Please tell us your postcode.

		Response Percent	Response Total
1	Open-Ended Question	100.00%	602
		answered	602
		skipped	136