



A GUIDE TO GAS SAFETY & CARBON MONOXIDE



Contents

03

Gas safety in your home

04

Landlord Gas Safety Records (LGSRs)

05

What you can do to keep your home safe

08

Warning signs to look out for

09

What is Carbon Monoxide (CO)

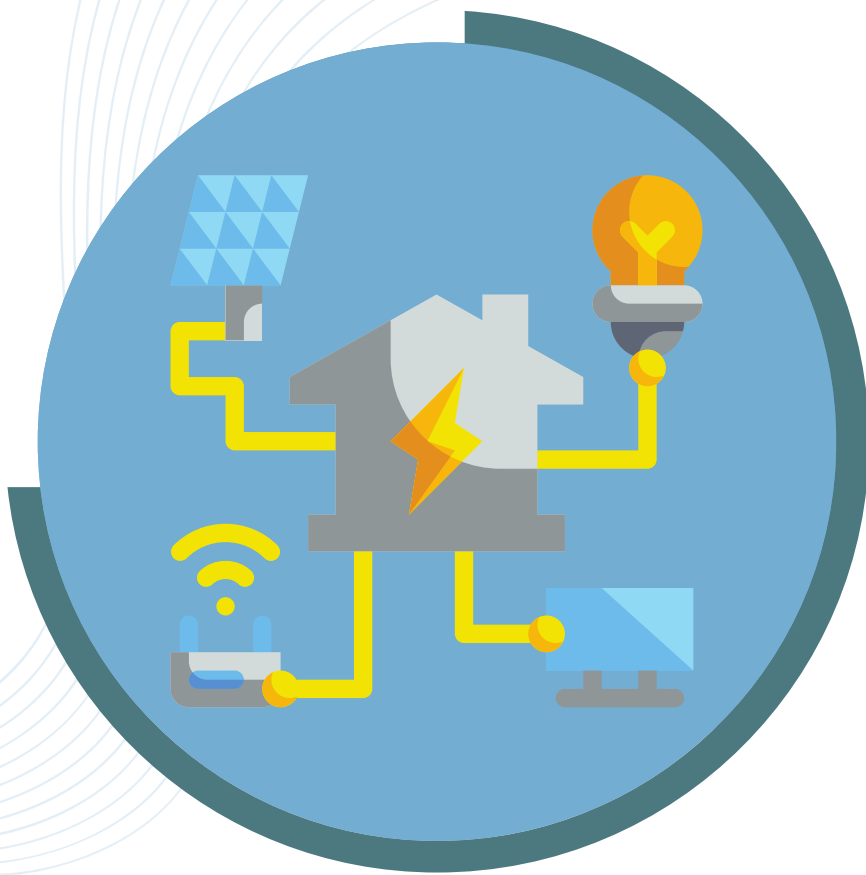
10

Know the signs of CO poisoning

11

In the event of a gas emergency

English	If you would like this document translated or require an accessible format such as large print or braille, please call 0300 123 4000, and select option 3.
Kurdish	ئەگەر دەستەوێت ئەم بەلگەنامەیە وەر بگێڕدریت یان پێویستت بە شێوازێکی دەستگەشتن هەیە وەک چاپی گەورە یان نووسینی نابینایان braille، تکایە پەیوەندی بکە بە 0300 123 4000، و بژاردەی 3 هەڵبژێرە.
Polish	Jeśli chcesz, aby ten dokument został przetłumaczony lub potrzebujesz innego dostępnego formatu, takiego jak duży druk lub alfabet Braille'a, zadzwoń pod numer: 0300 123 4000 i wybierz wewnętrzny 3.
Portuguese	Caso pretenda esta informação traduzida, ou em formato acessível como impressão grande ou braille, por favor ligue para o número 0300 123 4000 e selecione a opção 3.
Pashto	که چیرې ددغه سند ژباړه غواړئ یا پې لویې چاپې یا بریل بې ته اړتیا ولرئ، مهربانې وکړئ 0300 123 4000 ته زنگ ووهئ او 3 اېشن یا غوراوی وټاکئ.
Romanian	Dacă doriți ca acest document să fie tradus sau dacă aveți nevoie de un format accesibil, cum ar fi caractere mari de tipar sau Braille, vă rugăm să apelați 0300 123 4000 și să selectați opțiunea 3.



Gas safety in your home

You may only think about your gas appliances when something goes wrong. However, maintaining gas safety in your home is crucial to prevent accidents such as gas leaks, fires, or carbon monoxide poisoning.

By following the advice contained in this leaflet, you can significantly reduce risks associated with gas appliances in your home – and keep your household safe.

Landlord Gas Safety Records (LSGRs)

We are required by law to carry out annual gas safety checks at all our properties. During these checks, we will test, install, and replace (as needed) battery-operated and/or hard-wired smoke alarms and carbon monoxide alarms.

You will be contacted by our gas contractor when it is due to arrange a suitable date and time for the inspection. The inspection will be carried out by a gas registered engineer, who will issue you with a gas safety certificate within 28 days of the inspection taking place.

If additional work is needed, a new date will be arranged with you. As part of your tenancy agreement, you must allow access for these important safety inspections. Failure to allow access could lead to legal action being taken.

**The following pages give
advice on things you can do
to keep yourself safe.**

What you can do to keep your home safe



Allow our Gas Safe Registered contractor access to your property to carry out an annual gas safety check when it is due. If you are on a prepayment meter, make sure there is credit on the meter prior to the service being carried out.

Always read and follow the manufacturer's instructions for gas appliances for the use and maintenance guidelines.




Make sure you know where your gas supply shut-off valve is located and how to turn it off in the case of a gas leak or emergency.

What you can do to keep your home safe

Never tamper with or use an appliance you think may be unsafe, and never reconnect a gas appliance that has been disconnected for safety reasons.



disconnect



Ensure there is adequate ventilation for gas appliances to allow proper airflow and prevent a build-up of carbon monoxide. You can do this by opening windows and using extractor fans.

Do not remove monoxide detectors from your home; check the detectors regularly to ensure they are working.



Carbon Monoxide Alarm

What you can do to keep your home safe



Never use portable generators or an outdoor BBQ/grill indoors, including in garages, as these produce carbon monoxide emissions.

Avoid warming up vehicles in attached garages; even with the garage door open, carbon monoxide can build up and quickly seep into living spaces.



Never ignore the smell of gas or signs of a gas leak like a hissing sound. Evacuate the area immediately, open windows and call the gas emergency help line 0800 111 999.

Warning signs to look out for



Soot or yellow/brown staining on or around your gas appliances.



Floppy yellow flames instead of crisp blue ones on gas appliances.



The boiler pilot light keeps going out.



Top Tip

Avoid blocking air vents or flues in your home; this can lead to carbon monoxide build-up.



What is Carbon Monoxide (CO)

Carbon Monoxide (CO) is a colourless, odourless and tasteless poisonous gas that is produced by the incomplete burning of carbon-based fuels, such as gas, propane, wood and coal. It is often referred to as the “silent killer” because it cannot be detected by human senses, making it extremely dangerous.

Carbon-based fuels are safe to use; it is only when the fuel does not burn correctly that excess carbon monoxide is produced.

Characteristics of CO

Odourless

Carbon monoxide is odourless; this is why we install carbon monoxide alarms.

Colourless

Carbon monoxide is also colourless, making it invisible to the naked eye.

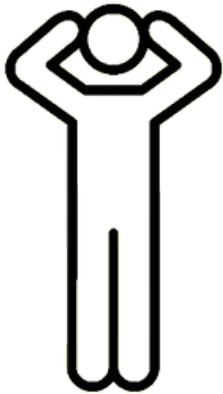
Toxic

Carbon monoxide is highly toxic to humans and animals, and reduces the blood's ability to carry oxygen.

Sources of CO

Common sources of carbon monoxide include gas boilers, gas cookers, fireplaces, and vehicles (petrol and diesel), especially when running in enclosed spaces.

Know the signs of Carbon Monoxide poisoning




Headaches



Dizziness



Breathlessness



Collapse



Nausea



Loss of consciousness

Infants Children and Pets

Symptoms of carbon monoxide poisoning can be especially dangerous for infants, young children, elderly individuals and pets due to their smaller body size and higher vulnerability.

In the event of a gas emergency

Do you smell gas - or suspect carbon monoxide - in your home?

In a gas emergency, you need to act quickly—turn off the gas at the meter, put out naked flames, open windows, and immediately call the gas emergency number on 0800 111 999. If you feel unwell, seek medical help.



Gas emergency number 0800 111 999

We value your feedback

We would love to hear your feedback on this guide to gas and carbon monoxide safety. Please email us at housinghealthandsafety@baberghmidsuffolk.gov.uk with your thoughts.

To see our policies and read similar documents please visit our websites;

[Babergh District Council](#)

[Mid Suffolk District Council](#)

